

How to apply to courses within a programme using universityadmissions.se

1. Go to www.universityadmissions.se. Click on the tab *Log in*.



2. You have to log on before you choose courses. Do not log on with your universityadmissions.se account. You can use Uppsala University's student portal to log in. Choose *Uppsala University* from the list of universities in the grey box.

Are you already a student?

You can use your university's student portal to log in

-- Select university --

Go to student portal

Log in with eduID

If you have an eduID, you can use it here. Click on the button to log in, or to create an eduID if you don't already have one.

To eduID

3. You will be taken to the joint web log in for Uppsala University.

UPPSALA UNIVERSITET Joint Web Login

Log in to
www.universityadmissions.se

User identity:

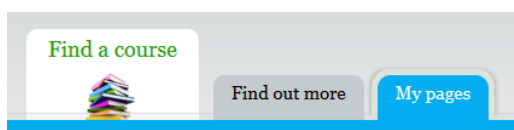
Password A:

LOGIN

Lost password

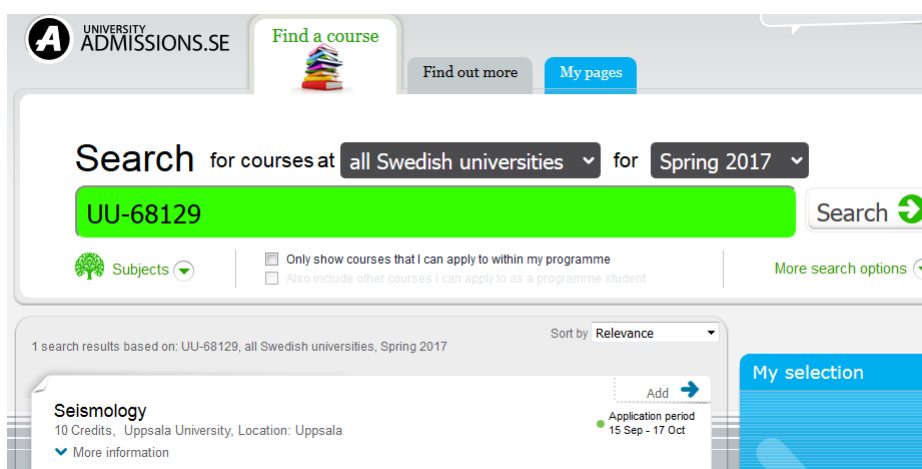
Use your user name and password from your student account (the same log in as for the Student Portal) You will be taken back to [universityadmissions.se](http://www.universityadmissions.se) when you click on the LOGIN-button.

4. A message appears on the screen, confirming you are logged in. Click on the tab *Find a course*



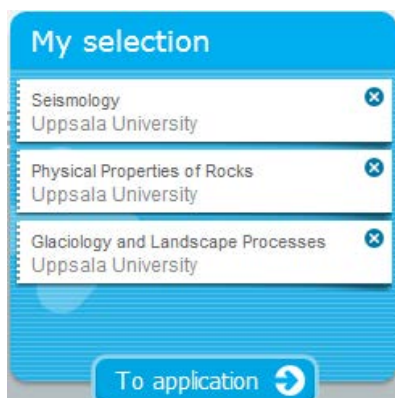
5. Write the enrolment code or the name of the course you want to apply for. You have either gotten the codes from your department or you can find them in the Uppsala University course catalogue www.uu.se/en/admissions/freestanding-courses/courses/#filter?languages=EN

Click *Search*. The course you searched for will be shown.



Click *Add* to the right of your chosen course and your course will be added to your application in the blue box. Repeat if you want to apply for more than one course.

6. When you have added your courses and are ready to proceed click *To application* at the bottom of the blue box.



7. Prioritise your chosen courses. Note that you can be admitted to a maximum of 45 hp (credits). Use the blue arrows to the right of each alternative or drag and drop the courses up and down in your application.

My applications

Spring Semester 2017

Not submitted

You can make changes to your application up until 17 Oct 2016

DEADLINE
17 Oct 2016

Rank courses Questions and confirm Confirmation

1 2 3

Continue Cancel

1 **Seismology** ↓ ×
10 Credits, Uppsala University, Location: Uppsala
You can apply for this course in several different ways
 Master Programme in Earth Science
 as a freestanding course
More information

2 **Physical Properties of Rocks** ↑ ↓ ×
5 Credits, Uppsala University, Location: Uppsala
You can apply for this course in several different ways
 Master Programme in Earth Science
 as a freestanding course
More information

3 **Glaciology and Landscape Processes** ↑ ×
15 Credits, Uppsala University, Location: Uppsala
You can apply for this course in several different ways
 Master Programme in Earth Science
 as a freestanding course
More information

Continue Cancel

Remember to mark every chosen course with your programme NOT *as a freestanding course*. Click the blue button *Continue* when you're ready to proceed. (If you want to delete your application – click the button *Cancel*.)

- Go over your application again and check that everything is correct.

Click *Back* at the bottom of the page if you want to change your application. You will be directed back to the previous page. Click *Submit* when you are done. Disregard the rest of the page. It has no relevance when you are applying to courses within your program.

Confirm

Rank courses 1 Questions and confirm 2 Confirmation 3

Spring Semester 2017

Verify that your selections are correct

Please answer the questions below that pertain to you

Do you have international qualifications?

If you have international qualifications, please indicate from which country you will be submitting documentation. If you have qualifications from more than one country, select the one where you have studied the most.

I have foreign upper secondary qualifications for which I will be submitting documentation. Please indicate from which country:

I have foreign academic (university) qualifications for which I will be submitting documentation. Please indicate from which country:

- Seismology**
10 Credits, Uppsala University, Location: Uppsala
Is applied to within Master Programme in Earth Science
- Physical Properties of Rocks**
5 Credits, Uppsala University, Location: Uppsala
Is applied to within Master Programme in Earth Science
- Glaciology and Landscape Processes**
15 Credits, Uppsala University, Location: Uppsala
Is applied to within Master Programme in Earth Science

9. Confirmation

Confirmation



Thank you for submitting your admissions application

What happens next?

You'll soon receive an email confirming your submission of an application to studies in Sweden - be sure to save a copy for your records.

Next step

After submitting your application, you must submit copies of your qualifications to University Admissions in Sweden. It's important to send in the correct documents. What you need to send in, and how, can vary depending on which country you studied in. It is also important to submit them the right way. Test scores must be submitted to the right place, some documents cannot be uploaded, etc.

Please see [Documenting your eligibility for studies](#) for information regarding how to complete your application correctly, on time, and with the right documentation.

Spring Semester 2017

- 1 **Seismology**
10 Credits, Uppsala University, Location: Uppsala
Is applied to within Master Programme in Earth Science
- 2 **Physical Properties of Rocks**
5 Credits, Uppsala University, Location: Uppsala
Is applied to within Master Programme in Earth Science
- 3 **Glaciology and Landscape Processes**
15 Credits, Uppsala University, Location: Uppsala
Is applied to within Master Programme in Earth Science

OK

You will get a confirmation regarding your application by e-mail from universityadmissions.se. It is possible to change your courses or ranking order until the last day to apply. Deadline is 17 October 2016.