

Experiences of the transition to digital distance education - teaching staff survey 2020 - FACULTY -

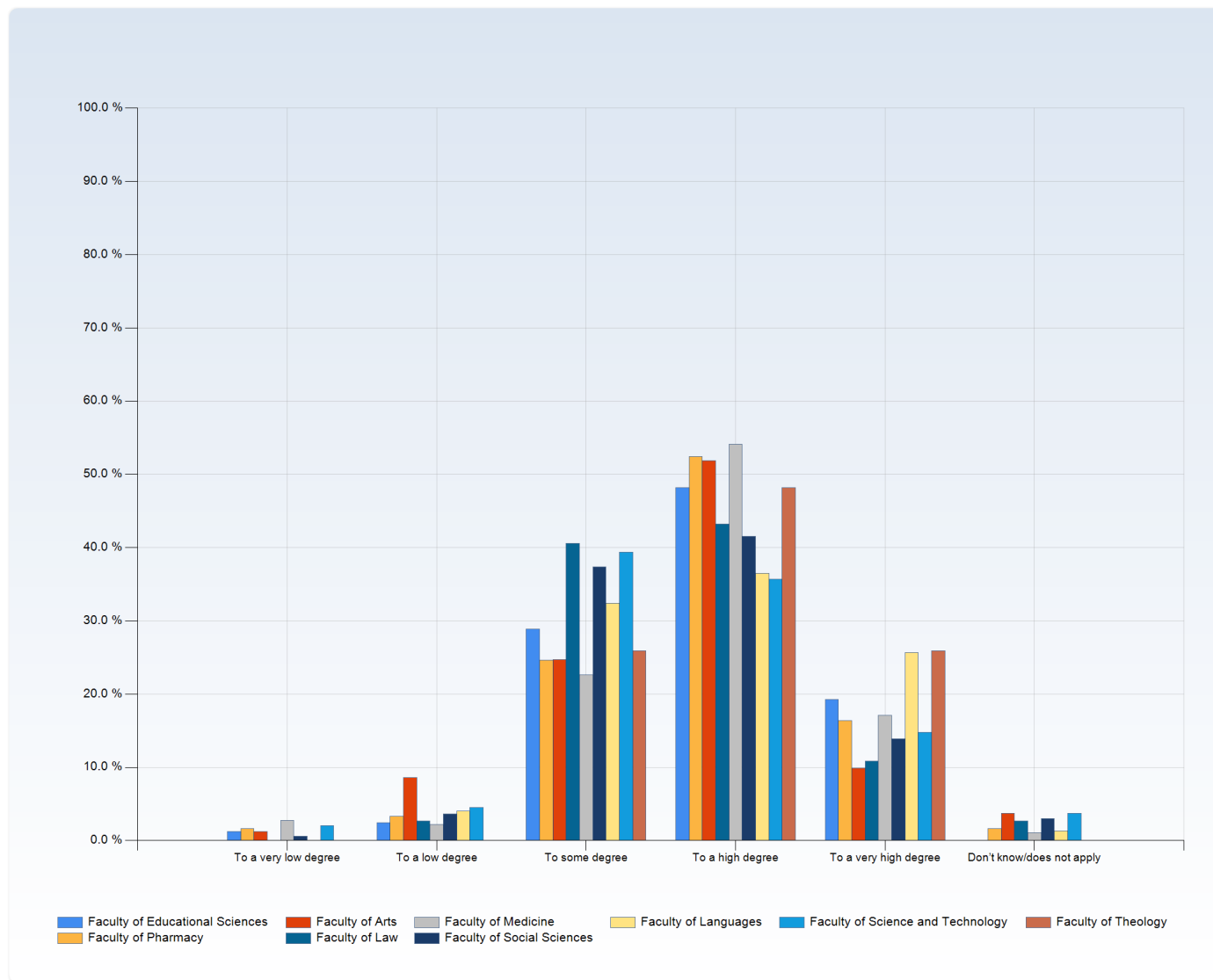
Answer Count: 963

At which faculty do you mainly teach?	At which faculty do you mainly teach?									
	Faculty of Educational Sciences	Faculty of Pharmacy	Faculty of Arts	Faculty of Law	Faculty of Medicine	Faculty of Social Sciences	Faculty of Languages	Faculty of Science and Technology	Faculty of Theology	Other organisational affiliation
	Number of Responses	Number of Responses	Number of Responses	Number of Responses	Number of Responses	Number of Responses	Number of Responses	Number of Responses	Number of Responses	Number of Responses
Faculty of Educational Sciences	83 (100%)									
Faculty of Pharmacy		61 (100%)								
Faculty of Arts			81 (100%)							
Faculty of Law				37 (100%)						
Faculty of Medicine					182 (100%)					
Faculty of Social Sciences						167 (100%)				
Faculty of Languages							74 (100%)			
Faculty of Science and Technology								245 (100%)		
Faculty of Theology									27 (100%)	
Other organisational affiliation										5 (100%)
Total	83 (100%)	61 (100%)	81 (100%)	37 (100%)	182 (100%)	167 (100%)	74 (100%)	245 (100%)	27 (100%)	5 (100%)

2 To what degree do you think that you have been able to conduct your digital distance teaching satisfactorily?

To what degree do you think that you have been able to conduct your digital distance teaching satisfactorily?	At which faculty do you mainly teach?									
	Faculty of Educational Sciences	Faculty of Pharmacy	Faculty of Arts	Faculty of Law	Faculty of Medicine	Faculty of Social Sciences	Faculty of Languages	Faculty of Science and Technology	Faculty of Theology	
	Number of Responses	Number of Responses	Number of Responses	Number of Responses	Number of Responses	Number of Responses	Number of Responses	Number of Responses	Number of Responses	Number of Responses
To a very low degree	1 (1%)	1 (2%)	1 (1%)	0 (0%)	5 (3%)	1 (1%)	0 (0%)	5 (2%)	0 (0%)	
To a low degree	2 (2%)	2 (3%)	7 (9%)	1 (3%)	4 (2%)	6 (4%)	3 (4%)	11 (5%)	0 (0%)	
To some degree	24 (29%)	15 (25%)	20 (25%)	15 (41%)	41 (23%)	62 (37%)	24 (32%)	96 (39%)	7 (26%)	
To a high degree	40 (48%)	32 (52%)	42 (52%)	16 (43%)	98 (54%)	69 (42%)	27 (36%)	87 (36%)	13 (48%)	
To a very high degree	16 (19%)	10 (16%)	8 (10%)	4 (11%)	31 (17%)	23 (14%)	19 (26%)	36 (15%)	7 (26%)	
Don't know /does not apply	0 (0%)	1 (2%)	3 (4%)	1 (3%)	2 (1%)	5 (3%)	1 (1%)	9 (4%)	0 (0%)	
Total	83 (100%)	61 (100%)	81 (100%)	37 (100%)	181 (100%)	166 (100%)	74 (100%)	244 (100%)	27 (100%)	

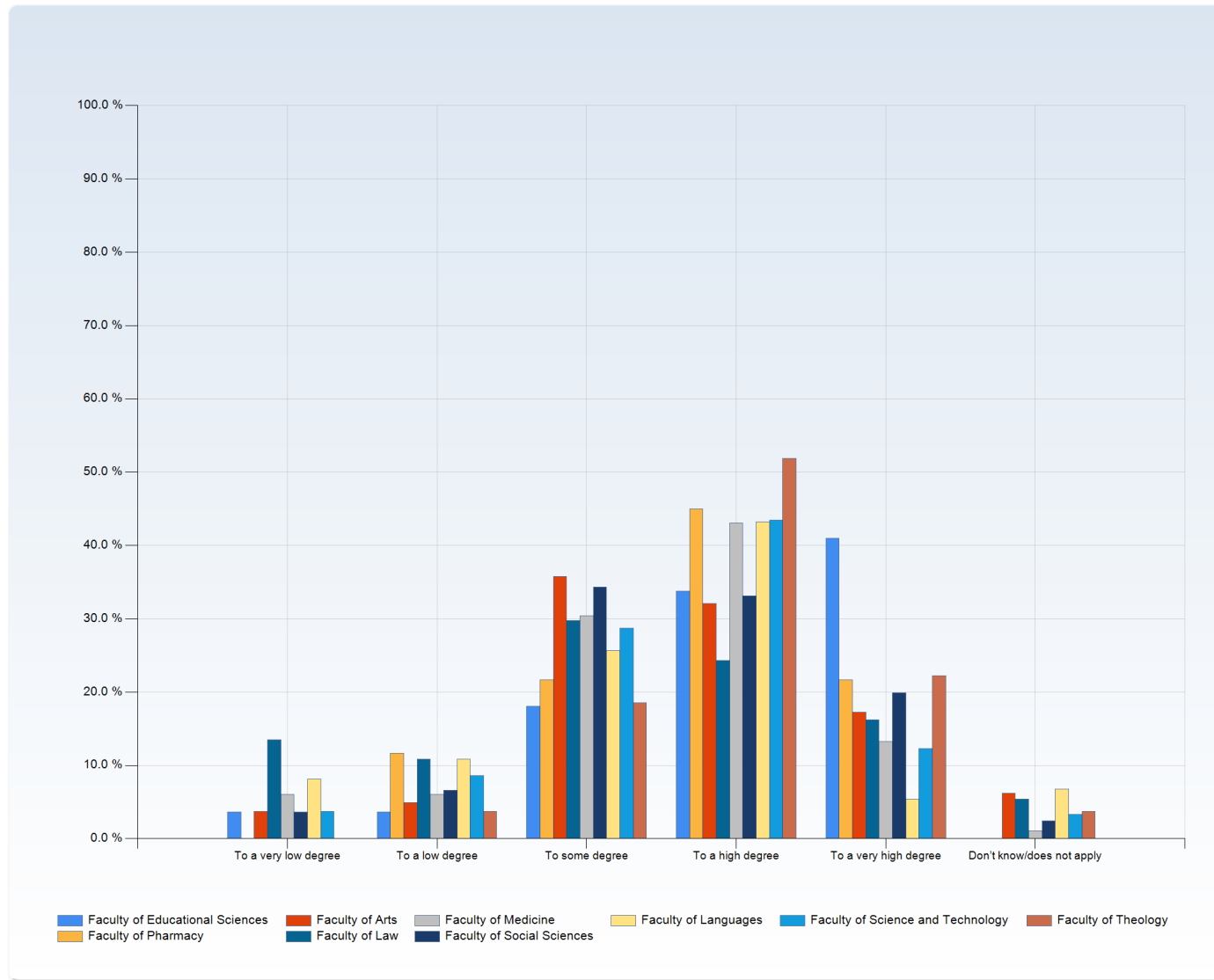
2 To what degree do you think that you have been able to conduct your digital distance teaching satisfactorily?



3 To what degree do you think that you have received sufficient information during the transition to digital distance education?

	At which faculty do you mainly teach?								
	Faculty of Educational Sciences	Faculty of Pharmacy	Faculty of Arts	Faculty of Law	Faculty of Medicine	Faculty of Social Sciences	Faculty of Languages	Faculty of Science and Technology	Faculty of Theology
To what degree do you think that you have received sufficient information during the transition to digital distance education?	Number of Responses	Number of Responses	Number of Responses	Number of Responses	Number of Responses	Number of Responses	Number of Responses	Number of Responses	Number of Responses
To a very low degree	3 (4%)	0 (0%)	3 (4%)	5 (14%)	11 (6%)	6 (4%)	6 (8%)	9 (4%)	0 (0%)
To a low degree	3 (4%)	7 (12%)	4 (5%)	4 (11%)	11 (6%)	11 (7%)	8 (11%)	21 (9%)	1 (4%)
To some degree	15 (18%)	13 (22%)	29 (36%)	11 (30%)	55 (30%)	57 (34%)	19 (26%)	70 (29%)	5 (19%)
To a high degree	28 (34%)	27 (45%)	26 (32%)	9 (24%)	78 (43%)	55 (33%)	32 (43%)	106 (43%)	14 (52%)
To a very high degree	34 (41%)	13 (22%)	14 (17%)	6 (16%)	24 (13%)	33 (20%)	4 (5%)	30 (12%)	6 (22%)
Don't know /does not apply	0 (0%)	0 (0%)	5 (6%)	2 (5%)	2 (1%)	4 (2%)	5 (7%)	8 (3%)	1 (4%)
Total	83 (100%)	60 (100%)	81 (100%)	37 (100%)	181 (100%)	166 (100%)	74 (100%)	244 (100%)	27 (100%)

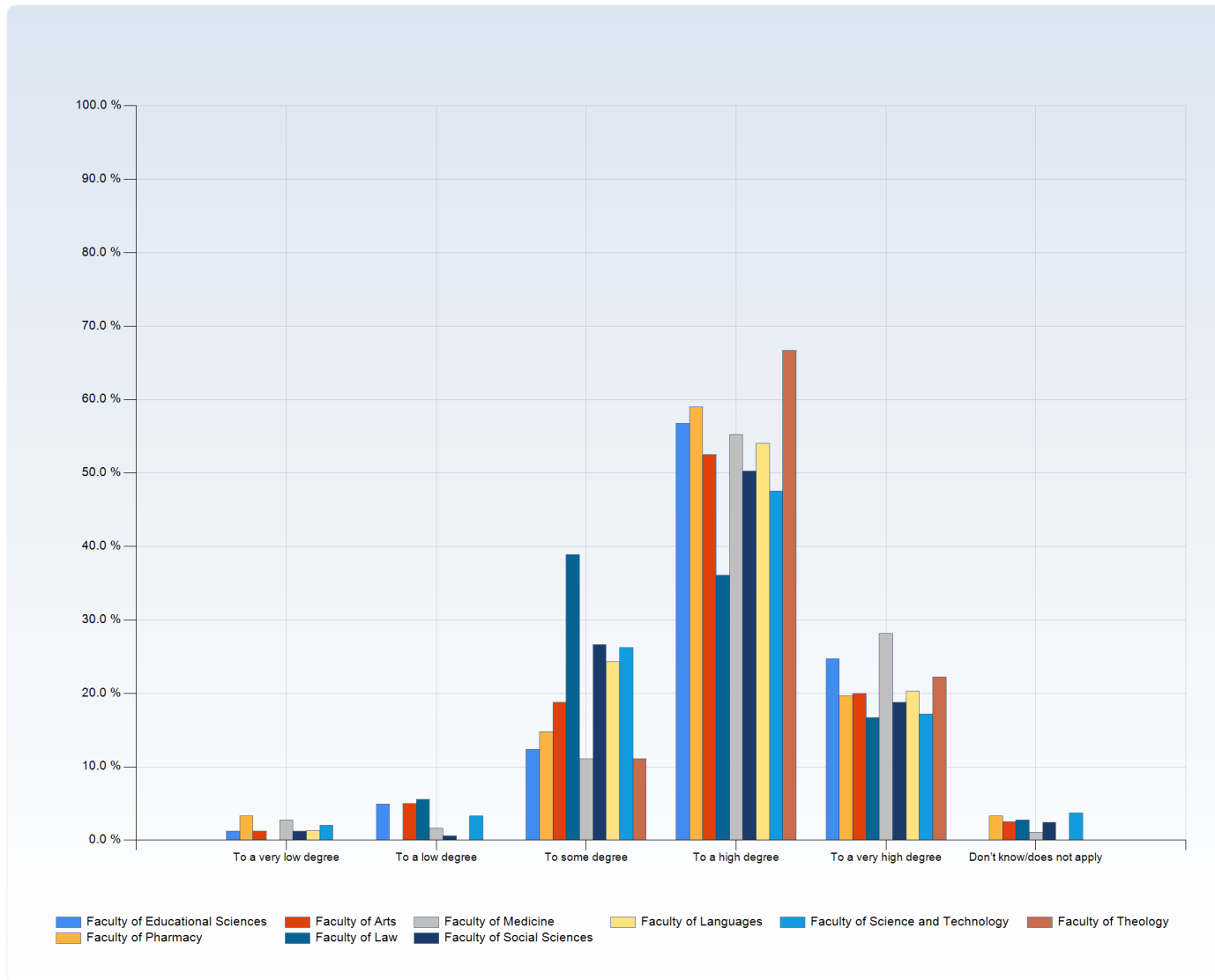
3 To what degree do you think that you have received sufficient information during the transition to digital distance education?



4 To what degree do you think that the digital tools used in teaching have worked satisfactorily?

	At which faculty do you mainly teach?									
	Faculty of Educational Sciences	Faculty of Pharmacy	Faculty of Arts	Faculty of Law	Faculty of Medicine	Faculty of Social Sciences	Faculty of Languages	Faculty of Science and Technology	Faculty of Theology	
To what degree do you think that the digital tools used in teaching have worked satisfactorily?	Number of Responses	Number of Responses	Number of Responses	Number of Responses	Number of Responses	Number of Responses	Number of Responses	Number of Responses	Number of Responses	Number of Responses
To a very low degree	1 (1%)	2 (3%)	1 (1%)	0 (0%)	5 (3%)	2 (1%)	1 (1%)	5 (2%)	0 (0%)	
To a low degree	4 (5%)	0 (0%)	4 (5%)	2 (6%)	3 (2%)	1 (1%)	0 (0%)	8 (3%)	0 (0%)	
To some degree	10 (12%)	9 (15%)	15 (19%)	14 (39%)	20 (11%)	44 (27%)	18 (24%)	64 (26%)	3 (11%)	
To a high degree	46 (57%)	36 (59%)	42 (53%)	13 (36%)	100 (55%)	83 (50%)	40 (54%)	116 (48%)	18 (67%)	
To a very high degree	20 (25%)	12 (20%)	16 (20%)	6 (17%)	51 (28%)	31 (19%)	15 (20%)	42 (17%)	6 (22%)	
Don't know /does not apply	0 (0%)	2 (3%)	2 (3%)	1 (3%)	2 (1%)	4 (2%)	0 (0%)	9 (4%)	0 (0%)	
Total	81 (100%)	61 (100%)	80 (100%)	36 (100%)	181 (100%)	165 (100%)	74 (100%)	244 (100%)	27 (100%)	

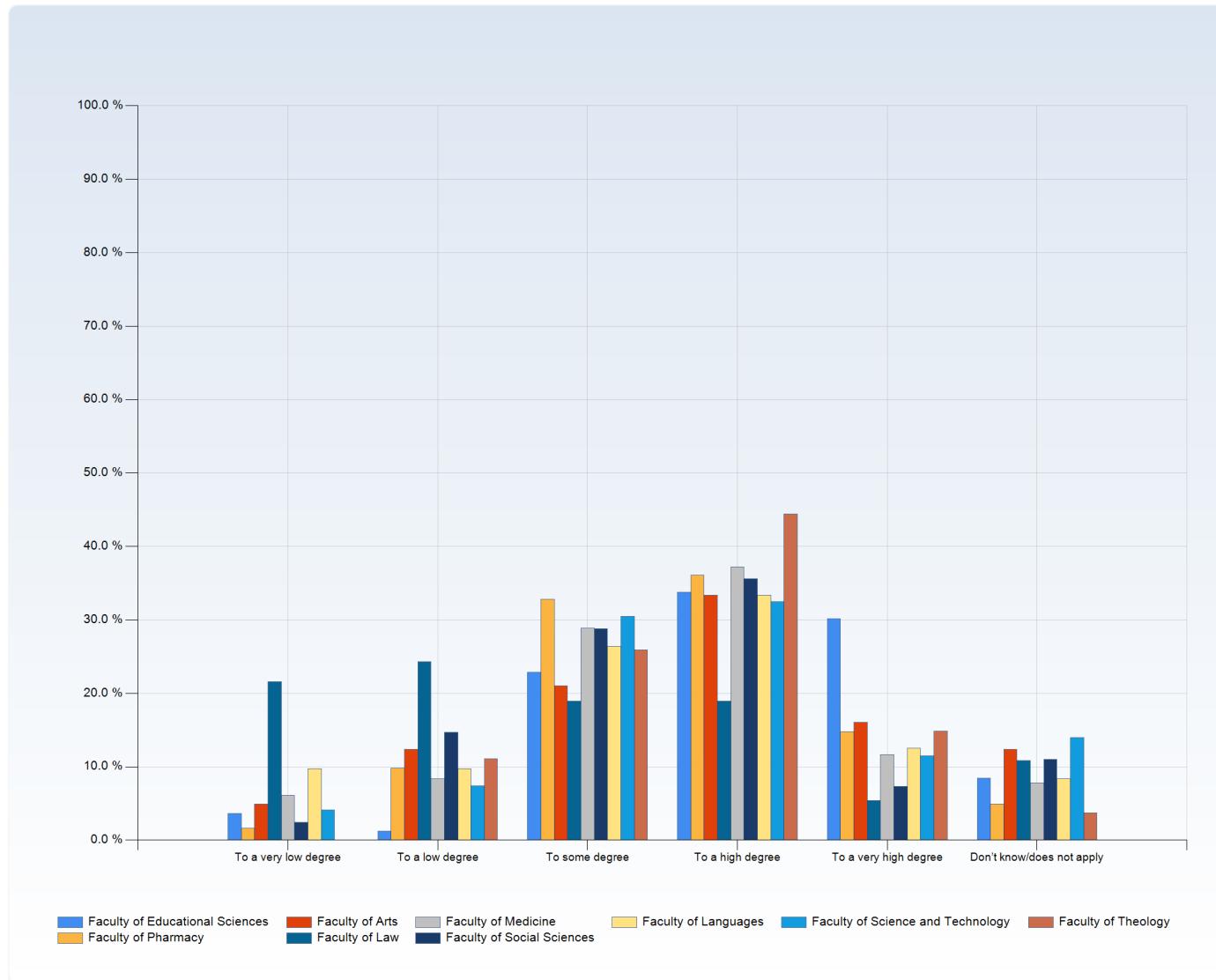
4 To what degree do you think that the digital tools used in teaching have worked satisfactorily?



5 To what degree do you think that you have received satisfactory support regarding the digital tools you have used in your teaching?

To what degree do you think that you have received satisfactory support regarding the digital tools you have used in your teaching?	At which faculty do you mainly teach?								
	Faculty of Educational Sciences	Faculty of Pharmacy	Faculty of Arts	Faculty of Law	Faculty of Medicine	Faculty of Social Sciences	Faculty of Languages	Faculty of Science and Technology	Faculty of Theology
	Number of Responses	Number of Responses	Number of Responses	Number of Responses	Number of Responses	Number of Responses	Number of Responses	Number of Responses	Number of Responses
To a very low degree	3 (4%)	1 (2%)	4 (5%)	8 (22%)	11 (6%)	4 (2%)	7 (10%)	10 (4%)	0 (0%)
To a low degree	1 (1%)	6 (10%)	10 (12%)	9 (24%)	15 (8%)	24 (15%)	7 (10%)	18 (7%)	3 (11%)
To some degree	19 (23%)	20 (33%)	17 (21%)	7 (19%)	52 (29%)	47 (29%)	19 (26%)	74 (30%)	7 (26%)
To a high degree	28 (34%)	22 (36%)	27 (33%)	7 (19%)	67 (37%)	58 (36%)	24 (33%)	79 (33%)	12 (44%)
To a very high degree	25 (30%)	9 (15%)	13 (16%)	2 (5%)	21 (12%)	12 (7%)	9 (13%)	28 (12%)	4 (15%)
Don't know /does not apply	7 (8%)	3 (5%)	10 (12%)	4 (11%)	14 (8%)	18 (11%)	6 (8%)	34 (14%)	1 (4%)
Total	83 (100%)	61 (100%)	81 (100%)	37 (100%)	180 (100%)	163 (100%)	72 (100%)	243 (100%)	27 (100%)

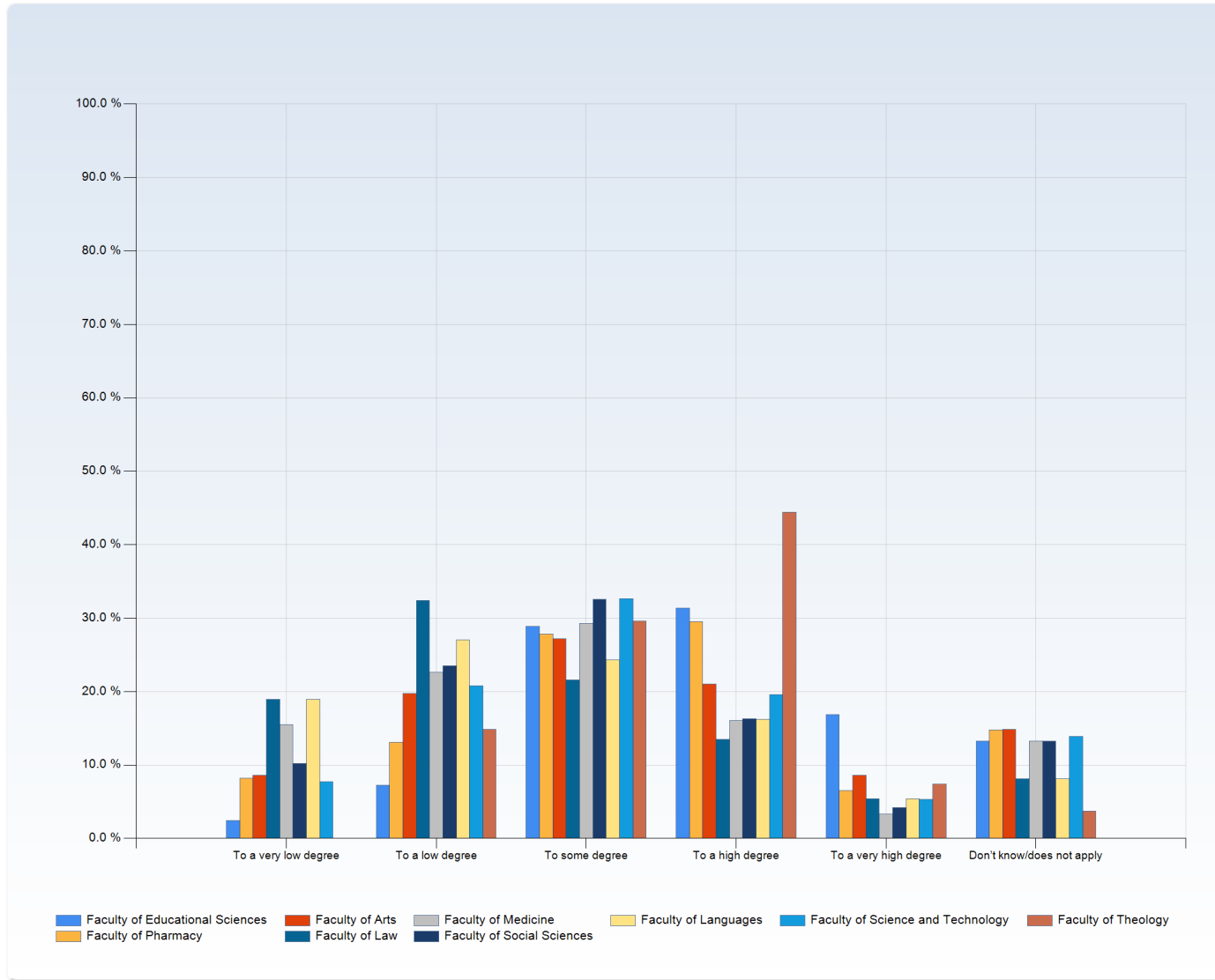
5 To what degree do you think that you have received satisfactory support regarding the digital tools you have used in your teaching?



6 To what degree do you think that you have received satisfactory pedagogical support during the transition of the teaching that you conduct?

	At which faculty do you mainly teach?								
	Faculty of Educational Sciences	Faculty of Pharmacy	Faculty of Arts	Faculty of Law	Faculty of Medicine	Faculty of Social Sciences	Faculty of Languages	Faculty of Science and Technology	Faculty of Theology
To what degree do you think that you have received satisfactory pedagogical support during the transition of the teaching that you conduct?									
	Number of Responses	Number of Responses	Number of Responses	Number of Responses	Number of Responses	Number of Responses	Number of Responses	Number of Responses	Number of Responses
To a very low degree	2 (2%)	5 (8%)	7 (9%)	7 (19%)	28 (15%)	17 (10%)	14 (19%)	19 (8%)	0 (0%)
To a low degree	6 (7%)	8 (13%)	16 (20%)	12 (32%)	41 (23%)	39 (23%)	20 (27%)	51 (21%)	4 (15%)
To some degree	24 (29%)	17 (28%)	22 (27%)	8 (22%)	53 (29%)	54 (33%)	18 (24%)	80 (33%)	8 (30%)
To a high degree	26 (31%)	18 (30%)	17 (21%)	5 (14%)	29 (16%)	27 (16%)	12 (16%)	48 (20%)	12 (44%)
To a very high degree	14 (17%)	4 (7%)	7 (9%)	2 (5%)	6 (3%)	7 (4%)	4 (5%)	13 (5%)	2 (7%)
Don't know /does not apply	11 (13%)	9 (15%)	12 (15%)	3 (8%)	24 (13%)	22 (13%)	6 (8%)	34 (14%)	1 (4%)
Total	83 (100%)	61 (100%)	81 (100%)	37 (100%)	181 (100%)	166 (100%)	74 (100%)	245 (100%)	27 (100%)

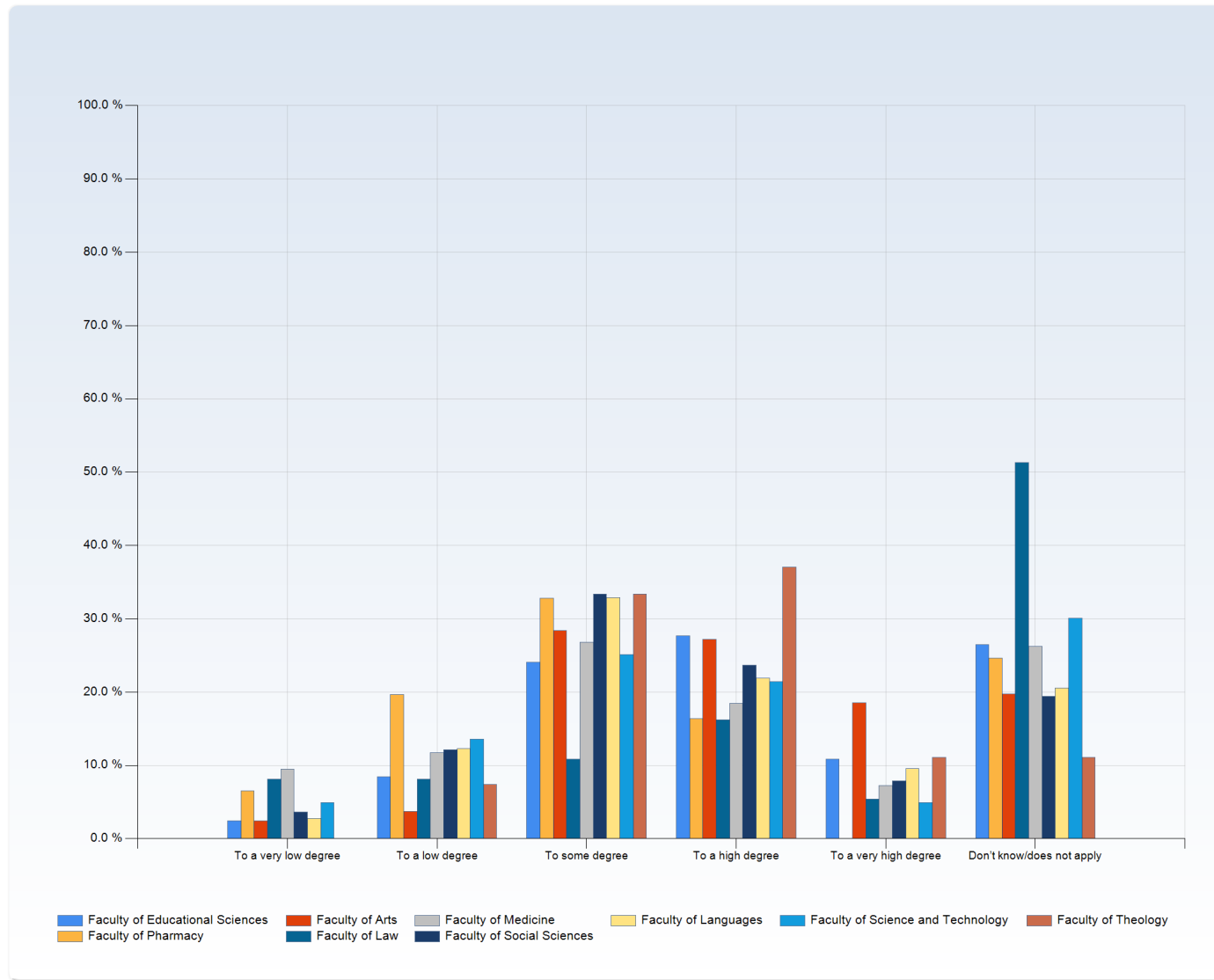
6 To what degree do you think that you have received satisfactory pedagogical support during the transition of the teaching that you conduct?



8 To what degree do you think that exams have worked satisfactorily?

To what degree do you think that exams have worked satisfactorily?	At which faculty do you mainly teach?								
	Faculty of Educational Sciences	Faculty of Pharmacy	Faculty of Arts	Faculty of Law	Faculty of Medicine	Faculty of Social Sciences	Faculty of Languages	Faculty of Science and Technology	Faculty of Theology
	Number of Responses	Number of Responses	Number of Responses	Number of Responses	Number of Responses	Number of Responses	Number of Responses	Number of Responses	Number of Responses
To a very low degree	2 (2%)	4 (7%)	2 (2%)	3 (8%)	17 (9%)	6 (4%)	2 (3%)	12 (5%)	0 (0%)
To a low degree	7 (8%)	12 (20%)	3 (4%)	3 (8%)	21 (12%)	20 (12%)	9 (12%)	33 (14%)	2 (7%)
To some degree	20 (24%)	20 (33%)	23 (28%)	4 (11%)	48 (27%)	55 (33%)	24 (33%)	61 (25%)	9 (33%)
To a high degree	23 (28%)	10 (16%)	22 (27%)	6 (16%)	33 (18%)	39 (24%)	16 (22%)	52 (21%)	10 (37%)
To a very high degree	9 (11%)	0 (0%)	15 (19%)	2 (5%)	13 (7%)	13 (8%)	7 (10%)	12 (5%)	3 (11%)
Don't know /does not apply	22 (27%)	15 (25%)	16 (20%)	19 (51%)	47 (26%)	32 (19%)	15 (21%)	73 (30%)	3 (11%)
Total	83 (100%)	61 (100%)	81 (100%)	37 (100%)	179 (100%)	165 (100%)	73 (100%)	243 (100%)	27 (100%)

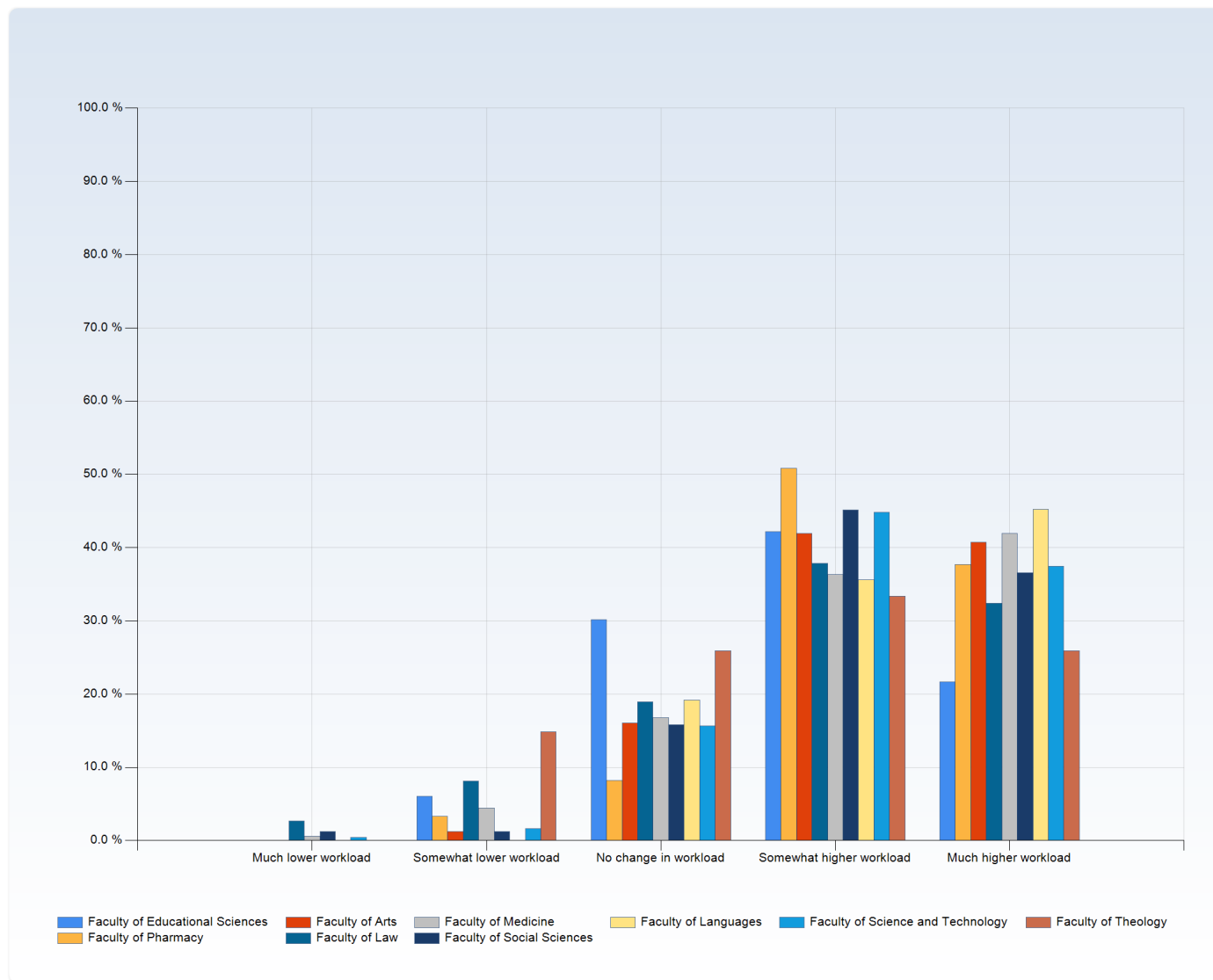
8 To what degree do you think that exams have worked satisfactorily?



9 How has your workload changed because of the transition to digital distance education?

How has your workload changed because of the transition to digital distance education?	At which faculty do you mainly teach?								
	Faculty of Educational Sciences	Faculty of Pharmacy	Faculty of Arts	Faculty of Law	Faculty of Medicine	Faculty of Social Sciences	Faculty of Languages	Faculty of Science and Technology	Faculty of Theology
	Number of Responses	Number of Responses	Number of Responses	Number of Responses	Number of Responses	Number of Responses	Number of Responses	Number of Responses	Number of Responses
Much lower workload	0 (0%)	0 (0%)	0 (0%)	1 (3%)	1 (1%)	2 (1%)	0 (0%)	1 (0%)	0 (0%)
Somewhat lower workload	5 (6%)	2 (3%)	1 (1%)	3 (8%)	8 (4%)	2 (1%)	0 (0%)	4 (2%)	4 (15%)
No change in workload	25 (30%)	5 (8%)	13 (16%)	7 (19%)	30 (17%)	26 (16%)	14 (19%)	38 (16%)	7 (26%)
Somewhat higher workload	35 (42%)	31 (51%)	34 (42%)	14 (38%)	65 (36%)	74 (45%)	26 (36%)	109 (45%)	9 (33%)
Much higher workload	18 (22%)	23 (38%)	33 (41%)	12 (32%)	75 (42%)	60 (37%)	33 (45%)	91 (37%)	7 (26%)
Total	83 (100%)	61 (100%)	81 (100%)	37 (100%)	179 (100%)	164 (100%)	73 (100%)	243 (100%)	27 (100%)

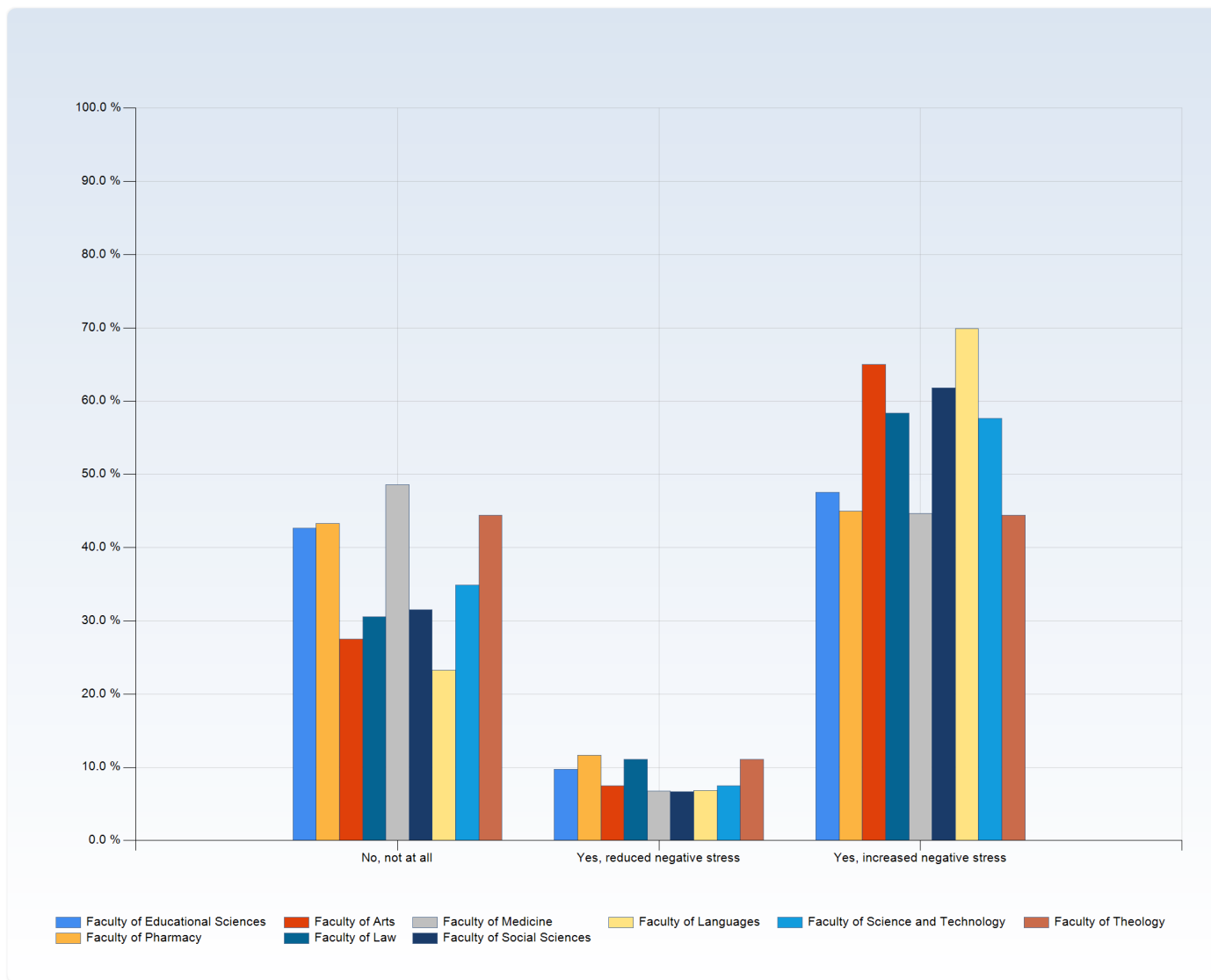
9 How has your workload changed because of the transition to digital distance education?



10 Has the transition to digital distance education affected your experience of negative stress?

	At which faculty do you mainly teach?									
	Faculty of Educational Sciences	Faculty of Pharmacy	Faculty of Arts	Faculty of Law	Faculty of Medicine	Faculty of Social Sciences	Faculty of Languages	Faculty of Science and Technology	Faculty of Theology	
Has the transition to digital distance education affected your experience of negative stress?										
	Number of Responses	Number of Responses	Number of Responses	Number of Responses	Number of Responses	Number of Responses	Number of Responses	Number of Responses	Number of Responses	Number of Responses
No, not at all	35 (43%)	26 (43%)	22 (28%)	11 (31%)	86 (49%)	52 (32%)	17 (23%)	84 (35%)	12 (44%)	
Yes, reduced negative stress	8 (10%)	7 (12%)	6 (8%)	4 (11%)	12 (7%)	11 (7%)	5 (7%)	18 (7%)	3 (11%)	
Yes, increased negative stress	39 (48%)	27 (45%)	52 (65%)	21 (58%)	79 (45%)	102 (62%)	51 (70%)	139 (58%)	12 (44%)	
Total	82 (100%)	60 (100%)	80 (100%)	36 (100%)	177 (100%)	165 (100%)	73 (100%)	241 (100%)	27 (100%)	

10 Has the transition to digital distance education affected your experience of negative stress?



11 Have you experienced any feelings of loneliness in your working situation during the transition to digital distance education?

	At which faculty do you mainly teach?								
	Faculty of Educational Sciences	Faculty of Pharmacy	Faculty of Arts	Faculty of Law	Faculty of Medicine	Faculty of Social Sciences	Faculty of Languages	Faculty of Science and Technology	Faculty of Theology
Have you experienced any feelings of loneliness in your working situation during the transition to digital distance education?									
	Number of Responses	Number of Responses	Number of Responses	Number of Responses	Number of Responses	Number of Responses	Number of Responses	Number of Responses	Number of Responses
No, not at all	29 (36%)	30 (51%)	36 (46%)	13 (35%)	85 (47%)	63 (38%)	29 (39%)	106 (44%)	11 (41%)
Yes, reduced loneliness	1 (1%)	2 (3%)	0 (0%)	0 (0%)	10 (6%)	3 (2%)	0 (0%)	7 (3%)	1 (4%)
Yes, increased loneliness	51 (63%)	27 (46%)	42 (54%)	24 (65%)	86 (48%)	100 (60%)	45 (61%)	126 (53%)	15 (56%)
Total	81 (100%)	59 (100%)	78 (100%)	37 (100%)	181 (100%)	166 (100%)	74 (100%)	239 (100%)	27 (100%)

11 Have you experienced any feelings of loneliness in your working situation during the transition to digital distance education?

